


NEW RE SERIES



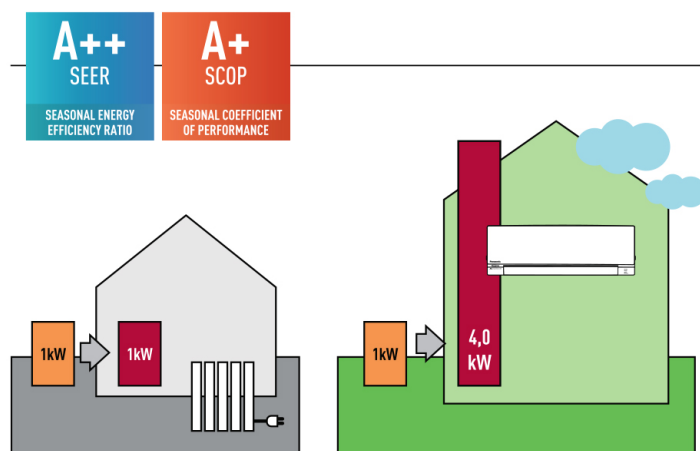
New RE Inverter Designed for higher efficiency

- High efficiency A++/A+ class
- New design
- Quiet units, from 22dB(A)
- Heating at -15°C
- Anti-Bacterial filter

Panasonic

Panasonic has developed a full range of heating and air conditioning systems that will fully adapt to your needs whatever they are.

The New Inverter Panasonic R2 Compressor, together with the smart system design let us achieve highest level of efficiency. Designed to withstand extreme conditions, Panasonic Rotary delivers high performance, efficiency and reliable service, no matter where you are. Panasonic, the world's largest manufacturer of rotary compressors.



*Heat pump vs Electrical Heaters. Heat pump is using free energy existing on the air, that is why by using 1kW of electrical energy, KIT-RE9/12-OKE supplies 4kW of heating energy.

RE Line up designed for higher efficiency

Powerful real capacity

Panasonic offers you the real capacity in your system. No matter the cooling and heating needs you have, Panasonic will provide you the full rated capacity. Why is this important? If you install smaller capacity than you need, that system will be working more intensively at high speed, it means higher running cost and shorten system life period. Even 10% lower capacity will impact negatively in your bills.

ErP Seasonal efficiency

RE range beyond ErP standard. RE range provides higher Season Efficiency. This warranties major savings will be achieved within all year long. Also stand by consumption is extremely low, as low as 0,001kW/h. As result RE range reaches A+ in cooling and A in heating (KIT-RE9/12-RKE).

Silent ambient and relaxing atmosphere 22 dB(A)

Super quiet. We have succeeded in making one of the most silent air conditioners on the market. Panasonic Inverter air conditioner's indoor operating noise has been reduced as the Inverter constantly varies its output power to enable more precise temperature control.

Antiallergy filtering

Panasonic cares of the quality of air we breathe. RE is built with high quality air filters: antibacterial, anti mould and odour removing function.

Heating at low temperatures

RE line up can even heat at extreme outdoor temperatures of -15°C.

WALL MOUNTED RE TYPE STANDARD INVERTER

KIT-RE9-RKE // KIT-RE12-RKE // KIT-RE15-RKE KIT-RE18-RKE // KIT-RE24-RKE

Healthy air

- Anti Bacterial Filter
- Odour-removing function

Energy, efficiency and ecology

- Inverter system
- R410A refrigerant gas

Comfort

- Super Quiet
- Automatic vertical airflow control
- Hot start mode
- Automatic restart
- Simple change over

Ease of use

- **New!** Wired Controller (optional)
- User friendly infrared remote control

Easy installation and maintenance

- 15 m maximum connection distance (20 m for RE18 and 30 m for RE24)
- Removable, washable panel
- Self-diagnosis function



Included with the
indoor unit
For RE9, RE12
and RE15



Included with the
indoor unit
For RE18 and RE24



Optional wired
remote control
CZ-R0514C

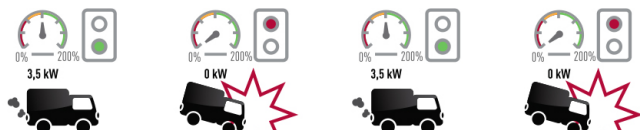


Inverter technology exceptional energy-saving performance

Panasonic Inverter air conditioners are designed to give you exceptional energy savings and performance, whilst also ensuring you stay comfortable at all times. At the start up of an air conditioner's operation, powerful operation is required to reach the set temperature. After the set temperature is reached, less power is required to maintain it. A conventional non-Inverter air conditioner can only operate at a constant speed which is too powerful to maintain the set temperature. Thus, in attempting to achieve this, it switches the compressor ON and OFF repeatedly. This results in wider temperature fluctuations leading to wasteful consumption of energy. The Panasonic Inverter air conditioner varies the rotation speed of the compressor. This provides a highly precise method of maintaining the set temperature. Unlike a conventional non-Inverter air conditioner which consumes a lot of energy, Panasonic Inverter air conditioner reduces wasteful operation - giving you energy savings of up to 50%¹ on cooling mode.

The advantages of inverter air conditioners. Comparing Inverter and non-Inverter air conditioners

NO INVERTER



INVERTER

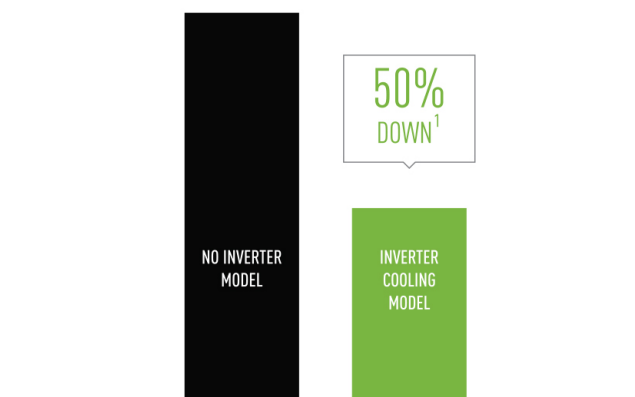


NO INVERTER Slow to start. Takes longer to reach the temperature set point. The temperature oscillates between the two extremes and never stabilises. The temperature falls and then rises quickly, leading to a consumption peak.

INVERTER Rapidly reaches the desired temperature. Adjusts the temperature: more comfort and greater savings. Keeps the temperature comfortable all the time.











Why Panasonic Inverter is better?

Panasonic leads production of compressors around the world. This fact is giving tremendous technology advantage in the core part of heat pumps. That's why Panasonic Inverter provides quicker response, thanks to higher maximum performance, meanwhile lower speed level of compressor allows to keep temperature with minimum effort. Additionally Panasonic provides 5 years warranty in compressor.



Electricity Consumption Comparison. During Cooling Up To 50 %¹ energy savings.

1. Comparison of 1.5 HP Inverter model and 1.5 HP No Inverter model (Cooling)
Outside temperature: 35 °C / 24 °C. Remote setting temperature: 25 °C with Fan speed (High) Vertical Airflow direction: Auto, Horizontal Airflow direction: Front.
Total power consumption amount are measured for 8 hours from starting. At Panasonic Amenity Room (size: 16.6 m²) This is the maximum energy savings value, and the effect differs according to conditions in installation and usage.

Wall Mounted RE	Cooling			Heating			Sound pressure level ¹	Indoor Unit Dimensions	Outdoor Unit Dimensions ²
	Capacity	SEER	Power input	Capacity	SCOP	Power input			
	Nominal (Min - Max)	Nominal	Nominal (Min-Max)	Nominal (Min - Max)	Nominal	Nominal (Min-Max)			
	kW	W/W	kW	kW	W/W	kW			
Wall Mounted RE Type Standard Inverter									
KIT-RE9-RKE	2,50 (0,85 - 3,00)	6,10 	0,670 (0,250 - 0,950)	3,30 (0,80 - 4,10)	4,00 	0,800 (0,195 - 1,130)	41 / 26 / 22 — 41 / 27 / 25	290 x 870 x 214	542 x 780 x 289
KIT-RE12-RKE	3,50 (0,85 - 3,90)	6,10 	1,000 (0,255 - 1,190)	4,00 (0,80 - 5,10)	4,00 	1,050 (0,200 - 1,420)	42 / 30 / 22 — 42 / 33 / 25	290 x 870 x 214	619 x 824 x 299
KIT-RE15-RKE	4,20 (0,85 - 4,60)	5,60 	1,260 (0,265 - 1,650)	5,00 (0,80 - 6,80)	3,80 	1,350 (0,200 - 2,050)	44 / 31 / 29 — 44 / 35 / 28	290 x 870 x 214	619 x 824 x 299
KIT-RE18-RKE	5,00 (0,98 - 6,00)	6,70 	1,470 (0,280 - 2,030)	5,80 (0,98 - 8,00)	4,10 	1,540 (0,340 - 2,600)	44 / 37 / - — 44 / 37 / -	290 x 1,070 x 240	695 x 875 x 320
KIT-RE24-RKE	6,80 (0,98 - 8,10)	6,00 	2,100 (0,380 - 2,670)	8,60 (0,98 - 9,90)	3,80 	2,610 (0,450 - 3,130)	47 / 38 / - — 47 / 38 / -	290 x 1,070 x 240	795 x 875 x 320

Rating Conditions: Cooling Indoor 27°C DB / 19°C WB. Cooling Outdoor 35°C DB / 24°C WB. Heating Indoor 20°C DB. Cooling Outdoor 7°C DB / 6°C WB. (DB: Dry Bulb; WB: Wet Bulb). Connectivity restriction: RKE units are not compatible with PKE nor NKE units. 1) The Sound pressure level of the units shows the value measured of a position 1 metre in front of the main body and 0,8 m below the unit. The sound pressure is measured in accordance with Eurovent 6/C/006-97 specification. Q-Lo: Quiet mode. Lo: The lowest fan speed. For detailed information about ErP, please visit our page <http://www.ptc.panasonic.eu>

The A Inverter system provides energy savings of up to 50%. Both you and nature wins!

Exceptional Seasonal Cooling Efficiency based on the new ErP regulation. Higher SEER ratings mean greater efficiency. Save all the year while cooling!

Exceptional Seasonal Heating Efficiency based on the new ErP regulation. Higher the SCOP ratings mean greater efficiency. Save all the year while heating!

The Anti Bacterial Filter eliminates the allergens it captures. It combines three functions in one (anti-allergen, anti-virus and anti-bacteria) to keep room air clean and healthy.

Super Quiet Mode. Thanks to its latest generation compressor and its twin blade fan, our outdoor unit is one of the most silent on the market. The indoor unit emits an almost imperceptible 22 dB.

R22 Renewal. Old systems using R22 refrigerant can be easily replaced with Panasonic solution.

New Panasonic R2 Rotary Compressor. Designed to withstand extreme conditions, Panasonic Rotary delivers high performance, efficiency and reliable service, no matter where you are.

5 Years Warranty. We guarantee the compressors in the entire range for five years.

Panasonic®

www.kondicionieris.lv

Contact:

"RIKON AC"; Address: Straupes str. 3, Riga, LATVIA
Telephone: +371 67 310975

heatingandcoolingsystems